

Bodypoint[®]

STRENGTHEN YOUR POSITION



The Bodypoint Difference



Experience that changes lives

Our mission? To create exceptional products that enable wheelchair users to improve their lives. Wheelchair positioning is all we do, for thousands of very important reasons: our users.

At Bodypoint, we know that correct positioning leads to a more fulfilling lifestyle. Every device we make, no matter how simple, affects someone's mobility and independence. For 28 years, we've created better connections between wheelchairs and people.

We value the agility we have as an independent company, but also appreciate our worldwide network of distributors, dealers, and manufacturer partners who contribute their own expertise and allow us to reach more people and change more lives than we ever could alone.

Products you can count on

Bodypoint designs, engineers, tests and manufactures our products in Seattle, WA (USA) for optimal fit, clinical function, durability, comfort and safety. We make conscious decisions about every detail. Each part and material, no matter how small, is carefully selected for maximum performance or made to our exacting specifications.

What does this mean to you? Anatomically-contoured shapes that increase user function and encourage regular use by remaining comfortable for all-day wear. Padded materials that won't over-stretch. Webbing that resists slipping. Stitching that doesn't pull out. Soft postural supports that can be machine washed, time and again, without fraying or falling apart. And strong, low-profile hardware that provides reliable mounting options for a wide range of users and chairs.

When it comes to safety and performance, we are the only postural support line known to test each model that we sell to all applicable third-party standards (including ISO, CEN, and ANSI/RESNA) for properties such as strength, flammability, and cytotoxicity. The quality management system guiding our manufacturing and business processes is certified as conforming with ISO 9001:2015. And we continue to collaborate with other industry leaders around the world to revise existing standards and establish new ones to ensure all wheelchair users can be confident in the products they use and wear. See bodypoint.com/standards for more.

Results you can count on from products that last. All backed up by our limited lifetime warranty.



Problems solved daily

A strong position may help an individual prevent a pressure ulcer, win a Paralympic medal, or eat a slice of pizza, but we know that for someone in a wheelchair, even the smallest details can make a big difference. That is why at Bodypoint, we are problem-solvers.

Where therapists, dealers, and users experience frustration, we find inspiration. Our desire to make things better drives our creativity and fuels us as we explore new ways to use materials and manufacturing technologies. That spirit of innovation has led to numerous patents and awards, and created some products that changed the industry.

We pioneered the concept of tapered laminated pads for form-fitting pressure distribution. Ankle Huggers®, which rendered rigid shoe holders nearly obsolete, were also an original, patented Bodypoint design. With Aeromesh® bath products, we brought safety to wet environments. And our Evoflex® showed that belts could be kept from tangling in the wheels.

Most recently, our new MD Series Harnesses were honored with a 2019 Product Award by Mobility Management magazine. See p. 5 for more on this and our other recent innovations.

As always, we welcome your feedback. What would you like to see us do next?



ON THE COVER IAN MACKAY

Ian is an avid outdoorsman, birder, and nature lover. As the Founder and Executive Director of the non-profit organization Ian's Ride, he advocates for outdoor accessibility and encourages the mobility challenged to get outside. In 2018, he completed his second cross-state journey, riding 475 miles in his power chair over a 13-day period. Ian relies on a Bodypoint Chest Belt, Non-Padded Hip Belt and Ankle Huggers to strengthen his position during all his adventures.

For more about Ian, visit his website at www.iansride.com



UPPER BODY SUPPORT

- PivotFit™ Shoulder Harnesses
- Stayflex™ Chest Supports
- Trimline Shoulder Harness
- Shoulder Harness Strap Guides
- Monoflex™ Chest Supports
- Chest Belt

6 - 9



PELVIC POSITIONING

- Evoflex® Hip Belts
- Padded Hip Belts
- Sub-ASIS Compatible Hip Belts
- Non-Padded Hip Belts
- Leg Harnesses
- Buckle Covers

10 - 15



LOWER BODY SUPPORT

- Ankle Huggers®
- Hook-and-Loop Toe Straps
- Padded Aeromesh® Calf Supports

16 - 17



BATH & SHOWER POSITIONING

- Aeromesh® Bath Belts
- Shower Chair Calf Support

18 - 19



TEMPORARY POSITIONING & LIFESTYLE

- Universal Elastic & Extension Straps
- Mobility Bag

20



POWER WHEELCHAIR DRIVING

- Joystick Handles
- Tri-Lock™ Midline Mounting System

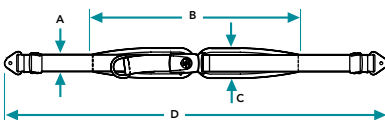
21 - 23



MOUNTING HARDWARE

- Seat Mounting Brackets
- Clamps and Fastener Kits
- Belt Mounting Extension Kit
- Shoulder Harness Strap Guides

24 - 25



SIZING

26

From shoulders to feet, Bodypoint® has the solution.

USER ISSUES

PRODUCT EXAMPLES

Fall risk, sacral sitting (or risk for), posterior or anterior pelvic tilt, pelvic obliquity/rotation

Two or Four-Point Hip Belt, with Sub-ASIS Pads if needed. With significant sliding risk or obliquity/rotation, consider a Four-Point Belt or Evoflex®.



Two-Point Padded Hip Belt

Concerns about pressure on bladder, skin, atrophy

Sub-ASIS Pads with either Two- or Four-Point Sub-ASIS Compatible Belt or the Evoflex®.



Sub-ASIS Compatible Belt & Pads

Shoulder rotation, spine stiffness/pain, asymmetrical head position, scoliosis, kyphosis, lordosis

For maximum shoulder retraction, consider the Trimline Shoulder Harness (worn backpack style).



Trimline Shoulder Harness

For balanced shoulder and sternal support, choose the Dynamic PivotFit™ for more torso movement, or the Standard style for spinal curvature and asymmetry.

Upper body instability, head/neck/sternal collapse, respiratory impairment, dysphagia, dysphasia, general neuromuscular weakness

Monoflex™ for two-point support. Stayflex™ for four-point support, with or without zipper. Chest Belt or Quad Belt for independent use, can add Slip-On Pads for more comfort.



One-Piece Monoflex™

Leg sliding, thrusting, or spasticity

Leg Harness loops around inner thighs without limiting forward reach or pressing on the bladder. Or use the Universal Elastic Strap (can double wrap leg of most concern) for temporary positioning.



Leg Harness

Calf and/or ankle stiffness/spasms, leg flexion/extension, feet in suboptimal position, feet at risk for falling, crossing

Calf Strap or Panel to relax and support; Ankle Huggers® to center and stabilize feet; Shower Chair Calf Support for bathing



Calf Strap

Pain and/or fatigue with existing joystick configuration or midline mount

Tri-Lock™ Midline Joystick Mounting System with L-Shaped Arm for most versatility, J-Shaped Arm for swinging over trays, or Straight Arm for close-fitting over lap.



Midline Mount with L-Shaped Arm

Flex-Shaft Joystick Handles dampen vibration and protect joystick electronics from damage.

Needs additional postural support for core stability but resistant to the idea of wearing a belt

Evoflex® or Monoflex™ on chest or abdomen; Chest Belt; Leg Harness



Evoflex®

Temporary support need; e.g., for work, study, sports, travel

Evoflex® or Universal Elastic Strap



Universal Elastic Strap

Independent user with limited hand function who needs two-point upper body support

Chest Belt; Two-Point Unpadded Hip Belt with Rehab Latch™; Universal Elastic Strap (with extension if needed) for temporary support



Chest Belt

What's new?

At Bodypoint®, our focus is on designing and manufacturing the best postural support products and wheelchair accessories for every wheelchair user. We continually explore new positioning solutions while also evaluating our current products for possible enhancements. Here are just a few of our recent innovations:



MD Series Harnesses

Our PivotFit™, Stayflex™, and Trimline shoulder harnesses now come with MD (multi-directional) Pull Straps that can be configured as a front or rear-pull. Updated end-fittings too!

Released July 2019

See page 6



Shoulder Harness Strap Guides

Improve positioning and comfort of chest and shoulder harnesses, and use them where you couldn't before.

Released January 2019

See page 8




Grooved Mushroom Joystick Handle

With its textured surface, hand-filling shape, and adaptable height, this joystick handle meets the needs of many different users.

Released July 2018

See page 21



Seat Mounting Brackets

Redesigned top-mount and new 20° side-mount brackets provide an easy and secure way to mount belts to active wheelchairs.

Released June 2018

See page 24



Ankle Huggers®

Redesigned with easy-to-operate ErgoLatch™ buckle plus hook-and-loop adjustments to provide the right fit every time. Now includes detachable pull-loops, too!

Released December 2017

See page 16



Shower Chair Calf Support

Porous Aeromesh® calf strap snaps onto shower chair to make washing or transfers effortless.

Released February 2017

See page 19

Four-point upper body support

NEW! MD Series Harnesses

Our PivotFit™, Stayflex™, and Trimline now come with MD (multi-directional) Pull Straps. No need to choose in advance between front-pull and rear-pull — the versatile MD Pull Straps work both ways. Easily set up and change pull styles on the spot to adapt to individual user needs. Product selection is now simpler and there will be less need to compromise at the time of fitting.



Attach straps to fastener on harness shoulder pad. Simply reverse direction of strap assembly to switch between front and rear-pull.



PivotFit™ Shoulder Harness

The PivotFit™ promotes upright posture through shoulder control for improved breathing, head control and stability. Sleek look with anatomically-matched design that distributes pressure across a 25% greater surface area than a traditional H-style harness. Body-contouring pads provides optimal support and comfort. Easy-to-adjust sternum strap is placed low to reduce risk of strangulation.

Available in two styles: Standard (non-stretch) and Dynamic (controlled stretch). Now with MD (multi-directional) Pull Straps that can be configured as a front or rear-pull.

Unique shape contours to the shoulders and ribcage for a more supportive, comfortable fit.



High-strength Swivel Buckle allows the pads to pivot into the best placement for the user's body shape, equalizing tension for an ideal fit.

STYLE OPTIONS



Dynamic Style

Patented, dual-zone elasticity enhances comfort by allowing moderate shoulder movement without reducing support at the chest. Ideal for helping manage spastic tone.

Standard Style

Non-stretch style reduces movement and has an easy-to-clean CORDURA nylon covering. Effective for severe kyphosis, spinal curvature or trunk rotation.

CAUTION

Whenever a chest belt or other anterior trunk support is used, a properly-adjusted pelvic support should also be worn to prevent sliding.

Stayflex™ Chest Support

Provides firm trunk control with more freedom of movement in the shoulders than the PivotFit or Trimline. Patented, dual-stretch-zone construction eliminates upwards shift at the neckline when leaning forward, minimizing strangulation risk. Carefully selected materials optimally balance stretch and resistance, and quick-release swivel buckles allow easy removal. Set up any style as a front or rear-pull with our new MD (multi-directional) Pull Straps.

STYLE OPTIONS



Standard Width

Chest support with a controlled amount of stretch



Narrow Width

Comfortably fits women and users with smaller frames



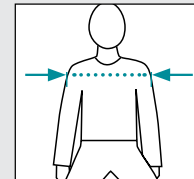
Optional Zipper

Optional zipper available on both Standard Width (left) and Narrow Width (right).

SIZING

Stayflex™, PivotFit™ and Trimline

Measure the maximum width across the shoulders, at the deltoid muscles.



Size	Shoulder Width
XXS*	21–24cm (8-1/4–9-1/2")
XS	24–28cm (9-1/2–11")
S	28–33cm (11–13")
M	33–41cm (13–16")
L	41–48cm (16–19")
XL	48–56cm (19–22")

*XXS in PivotFit™ harness only

Trimline Shoulder Harness

Features two separate, adjustable padded straps for more focused shoulder retraction. Comfortably accommodates asymmetry and keeps the chest clear for maximum freedom of movement. Now with MD (multi-directional) Pull Straps that allow it to be set up as a front or rear-pull.



NEW! MD SERIES HARNESES PART NUMBERS

Add end-fitting suffixes -B5 or -B6 (see below) to the end of the part number.

Size	PivotFit™ Dynamic	PivotFit™ Standard	Stayflex™ Narrow		Stayflex™ Standard		Trimline
			With Zipper	Without Zipper	With Zipper	Without Zipper	
XXS	SH295XXS	SH290XXS	-	-	-	-	-
XS	SH295XS	SH290XS	-	-	-	SH351XS	-
S	SH295S	SH290S	-	-	SH350S	SH351S	SH235S
M	SH295M	SH290M	SH360M	SH361M	SH350M	SH351M	SH235M
L	SH295L	SH290L	SH360L	SH361L	SH350L	SH351L	SH235L
XL	SH295XL	SH290XL	SH360XL	SH361XL	SH350XL	SH351XL	-

NEW! End-Fittings

Our MD Series harnesses come with four of our new, high-strength plastic end-fittings. Choose from plastic Flat-Mounts™ or plastic Cinch-Mounts™. Grommet Straps and Cam Buckles available separately.

STANDARD END-FITTINGS

Plastic Flat-Mount™

Plastic Cinch-Mount™



- B5



- B6

ADDITIONAL MOUNTING OPTIONS

These optional harness attachment methods (sold separately) are especially useful for installation challenges such as contoured backs and tight spaces.

Grommet Straps

Clip to the end of MD Pull Straps for more compact front-pull installations. Sold in pairs.

SH025-2



1" Cam Buckle

Use with D-ring section of MD Pull Straps for rear-pull function with compact installation and easy adjustment. Best for temporary use or pediatrics. Long-term use on users up to 75kg only. Sold in pairs.

FS032-2



NEW! Shoulder Harness Strap Guides

Improve positioning and comfort of chest and shoulder harnesses, and use harnesses where you couldn't before — on low or contoured backs.

Our simple, easy-to-install solution provides maximum adjustability and allows you to optimize fit for each user. The thin design fits into tight spaces, and super strong spring steel absorbs shock, giving users greater comfort.

Guides are compatible with front- and rear-pull strap styles, and are available in two lengths to accommodate different backrest sizes and shapes. Attach directly to backrest as shown at right, or use optional Mounting Adapters, shown below.

Elevate mounting position of top straps to the ideal height for more even pressure distribution over the shoulder.

Integrated holes allow easy harness attachment without the need to drill extra holes in backrest

Long mounting slots accommodate a variety of backrests and increase adjustability.



Adjust height, horizontal position, and angle for each side independently.

STRAP GUIDE PART NUMBERS



HW100-200-2 Long 200mm (8")

HW100-150-2 Short 150mm (6")

Sold in pairs with complete M6 fastener kit and spacers.

Strap Guide Mounting Adapters (sold separately)

Optional Mounting Adapters allow you to utilize existing headrest holes, minimizing the need for drilling without limiting options for strap guide position. Sold separately, with M6 fasteners and nut plates.



HW105L-1
Large 270 mm x 75mm (10-5/8" x 3")

HW105S-1
Small 185 mm x 75mm (7-1/4" x 3")

Permobil Corpus Fastener Kit

Fastener kit for attaching Strap Guides to T-slots on Permobil Corpus chairs.



HW101P-1
Sold as a kit



(at left) Small Mounting Adapter used to mount Short Strap Guides. Headrest hardware not included. Large Mounting Adapter pictured above.

Two-point upper body support



Monoflex™ Chest Support

For users who need strong but comfortable abdominal or chest support. High-strength elastic padding provides just the right amount of stretch for comfort, while stabilizing even those with strong spastic tone. Double-tapered shape distributes pressure across the midsection while maintaining free arm movement. Improves breath control and speech when used on upper abdomen. Can also be used on legs. Available in one-piece and two-piece styles.

PRODUCT STYLES



One-Piece Underarm Release
Single pad for more surface area and stretch, with front-pull adjustment and Swivel Buckle release on sides.



Two-Piece Center Release
Reduces bulk under the arms and fits under lateral supports for added stability. Center Swivel Buckle equalizes pressure. Great for independent users.

END-FITTING OPTIONS

Choose an end-fitting and add appropriate suffix (-B1, -B2, or -B3) to end of part number.



-B1 Flat-Mount™



-B2 Cinch-Mount™

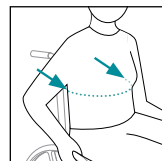


-B3 Grommet Strap™
(One-piece Monoflex™ only)

MONOFLEX™ PART NUMBERS

Add end-fitting suffix (see box at left) to the end of part number.

Size	One-Piece Underarm Release	Two-Piece Center Release
XS	SH120XS	SH122XS
S	SH120S	SH122SS
M	SH120M	SH122M
L	SH120L	SH122L
XL	SH120XL	SH122XL



MONOFLEX™ SIZING

Measure the trunk around the front and sides at the height at which the Monoflex™ will be worn.

Size	Pad Length	Pad Width	
		One-Piece Underarm Release	Two-Piece Center Release
XS	31cm (12-1/4")	7cm (2-3/4")	5.5cm (2-1/4")
S	39.5cm (15-1/2")	7.5cm (3")	6.5cm (2-1/2")
M	46.5cm (18-1/4")	10cm (4")	8cm (3-1/4")
L	54.5cm (21-1/2")	11.5cm (4-1/2")	9cm (3-1/2")
XL	62cm (24-1/2")	12.5cm (5")	9.5cm (3-3/4")

Chest Belt

Features a premium hook-and-loop closure with a stiffened thumb loop for easy adjustment by users with limited hand function. Select end fitting (see left) and add suffix to end of part number.

One size:

Usable Length: 117cm (46"); Webbing Width: 5cm (2")

SH102 Belt only

SH102P Belt with a PD306 Slip-On Pad, shown below. See pg. 14 for more information.



SH102P - Belt with Slip-On-Pad



SH102 - Belt only



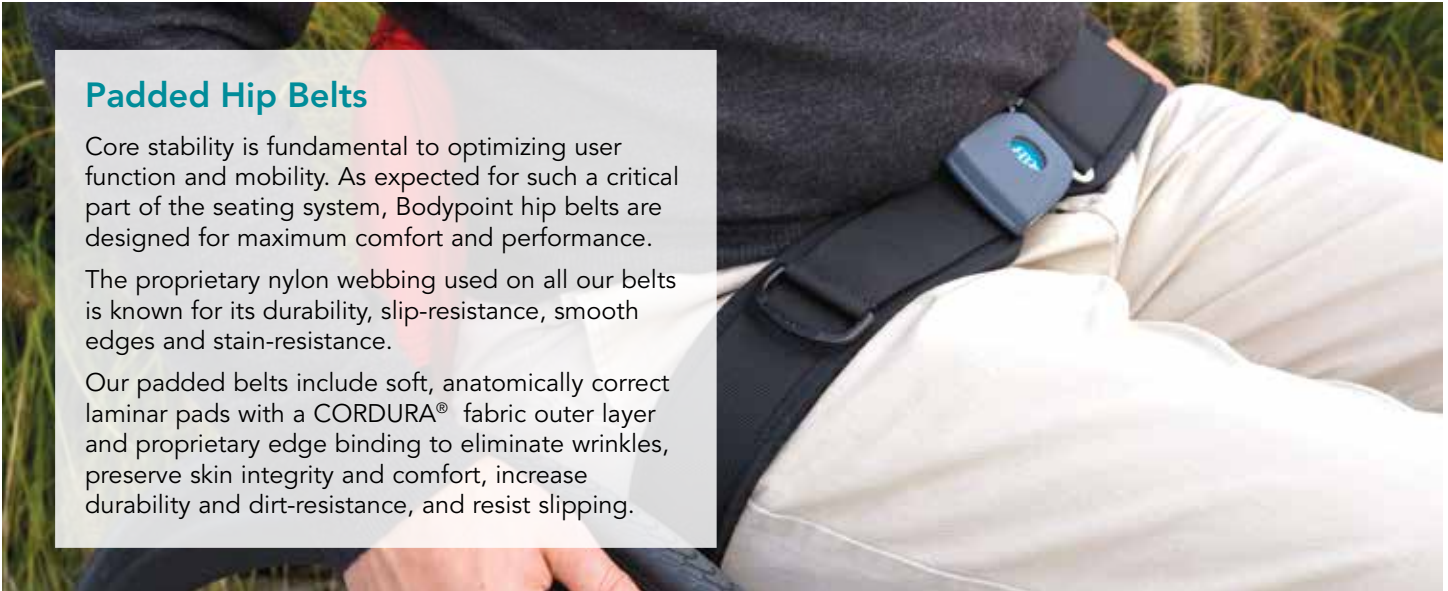
Choose the right hip belt

Padded Hip Belts

Core stability is fundamental to optimizing user function and mobility. As expected for such a critical part of the seating system, Bodypoint hip belts are designed for maximum comfort and performance.

The proprietary nylon webbing used on all our belts is known for its durability, slip-resistance, smooth edges and stain-resistance.

Our padded belts include soft, anatomically correct laminar pads with a CORDURA® fabric outer layer and proprietary edge binding to eliminate wrinkles, preserve skin integrity and comfort, increase durability and dirt-resistance, and resist slipping.



Evoflex® Hip Belt

Even users who "don't like belts" love the Evoflex®, the first pelvic support with stiffened end straps that can stay upright or pivot out of the way when you want, and won't twist or fall into the wheels. Gain the benefits of retractable belts without the hardware against the hips.

Padded for comfort but sleeker and more convenient than a traditional belt, the Evoflex® gives users secure but non-intrusive support. It is ideal for on-and-off use, and can be used on chest or legs as well as the hips. Includes fasteners for mounting; no additional end-fittings are required.

"The number of things it helps me to do better in my everyday life is unbelievable."

- Josh Dueck, Professional Skier and Paralympian, talking about the Evoflex®


Slim, tapered strap design improves stability by allowing a closer fit.

Unique, stiffened end straps keep belt from twisting or falling into the wheels. Pivot straps forward or backward for easier transfers.

Simple, low-profile fastener fits into even the tightest places. New wave spring washer allows variable tension to prevent unwanted rotation.



To lengthen belts if needed for mounting, see the Belt Mounting Extension Kit on page 25.



See pages 12-13 for sizing and part numbers.

HOW TO ORDER A HIP BELT




1. BELT STYLE

See pages 10-11 and 14.



2. BUCKLE STYLE

See page 12.



3. PULL TYPE

See page 12.
Not applicable to
Evoflex and Non-Padded
Hip Belts.



4. END-FITTING

See page 12.
Not applicable to
Evoflex.



Complete
Part
Number



Two-Point Padded Hip Belt

This simple-to-use belt with two points of attachment was designed to combine all-day user comfort with effective pelvic support in a variety of mounting positions.

There is a seamless transition from the creep-resistant webbing to the contoured pads, made with premium-grade foam that won't flatten out with use. Rounded CORDURA edge binding ensures even pressure distribution. Sewing techniques and materials are selected for maximum grime resistance, but these belts can also be machine washed and dried like all our soft goods.



Four-Point Padded Hip Belt

Our Four-Point Padded Hip Belt has the same features as our Two-Point Belt, but attaches to the wheelchair in four places to ensure that the pelvis does not move from an aligned, stable position and stays securely against the seat and back supports.

Four points of attachment are ideal for anterior pelvic tilt, pelvic rotation and thrusting. The primary straps position the belt while the secondary straps anchor it into position. These extra points prevent the belt from riding up into the abdomen or twisting and moving out of position. Can be mounted with secondary straps facing the front or the back of the chair to meet different needs.



Sub-ASIS Compatible Belts

Similar features to our regular Padded Hip Belts, but with a special lining for attachment of adjustable Sub-ASIS Pads (sold separately; see below). With pads installed, provides focused pressure for improved control of obliquity and rotation while protecting skin and sensitive tissue. Also good for bridging stomas and incontinent bellies. Available in two-point and four-point styles.

Sub-ASIS Pads

Attach these gel-filled, 3D-countoured pads to the inside of Sub-ASIS Compatible or Evoflex® belts with hook-and-loop. Easy to reposition for optimal fit. Sold in pairs.

PD402-2 10cm (4") L x 4.5cm (1-3/4") W x 2.5cm (1") H
Fits belts with 2.5cm (1") or larger webbing

PD401-2 12cm (4-5/8") L x 5.5cm (2-1/4") W x 3cm (1-1/4") H
Fits belts with 4cm (1-1/2") or 5cm (2") webbing



Sub-ASIS Pads

See pages 12-13 for sizing and part numbers.

Buckle styles



Push-Button

Smooth, rounded corners prevent snagging. Cover is removable for cleaning or replacement. Security covers also available (see p. 15).



Side-Release

Lightweight, crush-resistant, prevents accidental release



Rehab Latch™

Provides easy operation for those with limited hand function



Swivel Buckle

Low profile, high strength, equalizes tension



Small Push-Button

Strong, secure option for pediatrics or lower profile for adults using 1" webbing belts

Pull types

Center-Pull Hip Belt

Suitable for a wide range of users, especially those with posterior pelvic tilt. Available in widest variety of sizes and buckle styles.



Dual-Pull Hip Belt

Greater adjustability to accommodate clothing and weight changes. Available with Side-Release Buckle only.



Rear-Pull Hip Belt

Works well for high muscle tone and pelvic rotation. Position and secure one side of the pelvis before the other.



End-fittings

Choose desired end-fitting, then add suffix -B1 or -B2 to the end of the part numbers shown on pages 13-15.



Flat-Mount™

Versatile, lowest profile

-B1



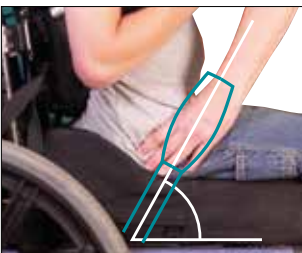
Cinch-Mount™

Time saving, precise, easily adjust length to changes in weight and clothing

-B2

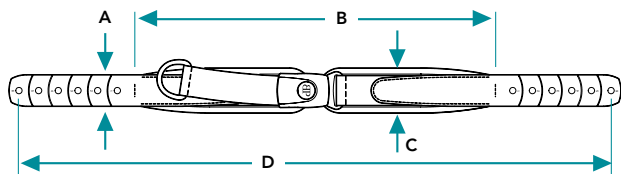
Padded hip belt sizing

Measuring for Evoflex® and other padded belts



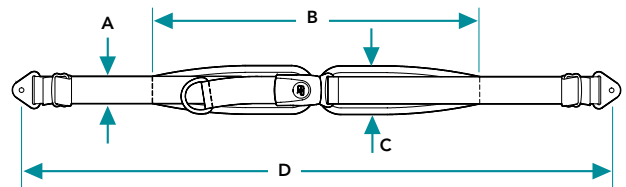
1. With user in desired position, press with your hands to determine the most effective position and angle for the belt.
2. At the point where your hands are placed, measure the distance over the body with a flexible tape. This corresponds to the belt's padded length (B).
3. Find appropriate belt size using the tables below.

Evoflex® Hip Belts



Size*	A**	B	C	D
S38	2.5cm (1")	38cm (15")	5cm (2")	63cm (24-3/4")
M46	4cm (1-1/2")	46cm (18")	5.5cm (2-1/4")	76cm (29-3/4")
L62	5cm (2")	62cm (24-1/2")	7cm (2-3/4")	96cm (37-3/4")

Two-Point and Four-Point Padded Hip Belts



Size*	A**	B	C	D
S32	2.5cm (1")	32cm (12-1/2")	4.5cm (1-3/4")	117cm (46")
S38	2.5cm (1")	38cm (15")	5cm (2")	117cm (46")
M36	4cm (1-1/2")	36cm (14")	5.5cm (2-1/4")	130cm (51")
M40	4cm (1-1/2")	40cm (15-3/4")	5.5cm (2-1/4")	142cm (56")
M46	4cm (1-1/2")	46cm (18")	5.5cm (2-1/4")	142cm (56")
L62	5cm (2")	62cm (24-1/2")	7cm (2-3/4")	155cm (61")
L82	5cm (2")	82cm (32")	9cm (3-1/2")	206cm (81")
L92	5cm (2")	92cm (36")	10cm (4")	206cm (81")

* Numeral in part number indicates padded length in centimeters; e.g., M46 has 46cm of padded length.

** Webbing width for all padded belts: S = 2.5cm (1"), M = 4cm (1-1/2"), L = 5cm (2")

Part numbers for Evoflex® and other Padded Hip Belts

Webbing width for all padded belts: S= 2.5cm (1"), M= 4cm (1-1/2"), L= 5cm (2").

Numeral after webbing size equals padded length in centimeters; e.g., M46 has 4cm (1-1/2") wide webbing with 46cm padded length.



Two-Point Standard Padded Belts						
Pull Style	Size	Push-Button	Side-Release	Rehab Latch™	Swivel Buckle	Small Push-Button
Center-Pull	S32		HB215-S32		HB275-S32	HB235-S32
	S38		HB215-S38		HB275-S38	HB235-S38
	M36	HB205-M36	HB215-M36	HB225-M36	HB275-M36	
	M46	HB205-M46	HB215-M46	HB225-M46	HB275-M46	
	L62	HB205-L62	HB215-L62	HB225-L62		
	L82	HB205-L82				
Dual-Pull	L92	HB205-L92				
	S32		HB216-S32			
	S38		HB216-S38			
	M36		HB216-M36			
	M46		HB216-M46			
Rear-Pull	L62		HB216-L62			
	S38		HB219-S38			HB239-S38
	M40	HB209-M40	HB219-M40	HB229-M40		
	M46	HB209-M46	HB219-M46	HB229-M46		
	Four-Point Standard Padded Belts					
Center-Pull	S32		HB415-S32			HB435-S32
	S38		HB415-S38		HB475-S38	HB435-S38
	M36	HB405-M36	HB415-M36	HB425-M36		
	M46	HB405-M46	HB415-M46	HB425-M46	HB475-M46	
	L62	HB405-L62	HB415-L62	HB425-L62		
Dual-Pull	S32		HB416-S32			
	S38		HB416-S38			
	M36		HB416-M36			
	M46		HB416-M46			
	L62		HB416-L62			
Rear-Pull	S38		HB419-S38			HB439-S38
	M40	HB409-M40	HB419-M40	HB429-M40		
	M46	HB409-M46	HB419-M46	HB429-M46		
Two-Point Sub-ASIS-Compatible Belts*						
Center-Pull	S38					LB235-S38
	M46	LB205-M46		LB225-M46		
	L62	LB205-L62		LB225-L62		
Rear-Pull	M46	LB209-M46		LB229-M46		
Four-Point Sub-ASIS-Compatible Belts*						
Center-Pull	S38					LB435-S38
	M46	LB405-M46		LB425-M46		
	L62	LB405-L62		LB425-L62		
Dual-Pull	S38		LB416-S38			
Rear-Pull	M46	LB409-M46		LB429-M46		
Evoflex® Hip Belt						
	S38				EB275-S38	EB235-S38
	M46	EB205-M46		EB225-M46	EB275-M46	
	L62	EB205-L62		EB225-L62		

End-fittings

To complete the part number, add appropriate suffix for your selected end-fitting. See details on page 12.

Flat-Mount™
-B1

Cinch-Mount™
-B2

*Sub-ASIS Pads sold separately, see page 11.

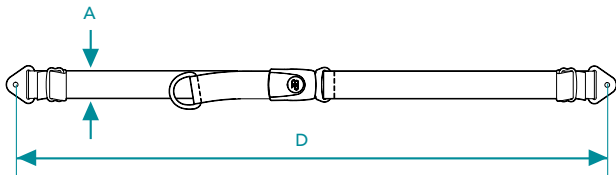
Non-padded hip belts



Non-Padded Hip Belt

A basic belt that can be used alone or with our Slip-On Pads (right). Proprietary webbing is strong yet flexible enough for easy tightening. Available in Center-Pull only. For more comfortable all-day use or more effective postural support, consider a padded hip belt instead.

SIZING



Size	A	D
S	2.5cm (1")	117cm (46")
M	4cm (1-1/2")	142cm (56")
L	5cm (2")	155cm (61")
L-EXT	5cm (2")	206cm (81")

PART NUMBERS

Size	Buckle		
	Push-Button	Side-Release	Rehab Latch™
S		NB215S	
M	NB205M	NB215M	NB225M
L	NB205L	NB215L	NB225L
L-EXT	NB205L-EXT		



Quad Belt

A non-padded belt especially designed for users with minimal hand function. A stiffener and thumb socket make the belt easier to grasp and manipulate. It also features the Bodypoint Rehab Latch™ buckle, which requires minimal force to open. Center-Pull, size Large only.

NB225L-T

Choose a Flat or Cinch-Mount™ end-fitting from page 12 and add appropriate suffix to part number before ordering.

Slip-On Pads

Add cushioning where additional relief is needed on Non-Padded Hip Belts, Chest Belts and harnesses. Sold in pairs.

PD304-2 Length: 20cm (8")
Fits 2.5cm (1") webbing belts and all harnesses

PD305-2 Length: 25cm (10")
Fits 4cm (1-1/2") webbing belts

PD306-2 Length: 30.5 cm (12")
Fits 5cm (2") webbing belts



WYATT

Six-year-old Wyatt loves his Evoflex belt, which keeps him stable and comfortable even when soaking wet! Bodypoint is proud to help wheelchair users of all ages enjoy their favorite activities, from alpine skiing to water slides.

Other pelvic support options & accessories



Leg Harness

A simple solution for users who are at risk for sliding, thrust or have spasticity. The padded strap securely holds the leg at the inner thigh without limiting anterior movement or pressing on the bladder. The harness has a unique, user-friendly design and it can be used with or without a pelvic belt depending on the specific need. An effective alternative to a groin strap. Sold as a pair.

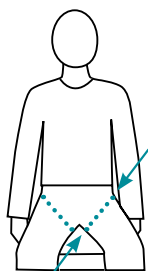


PART NUMBERS

Select end-fitting (see pg 12) and add suffix **-B1** or **-B2** to end of part number before ordering.

- LH600S** **Small**
23cm (9") x 4cm (1-1/2")
- LH600M** **Medium**
33cm (13") x 4.5cm (1-3/4")
- LH600L** **Large**
38cm (15") x 5cm (2")

LEG HARNESS SIZING



Measure from the Anterior Superior Iliac Spine (ASIS) to the point where the inner thigh touches the seat.

Size	Fit Range
S	20-28cm (8-11")
M	28-36cm (11-14")
L	36-41cm (14-16")

Buckle Covers

Replacement covers for Push-Button Buckles on Bodypoint® Hip Belts (shown on page 12)

Standard Push-Button Buckle Replacement Cover

Replaces standard cover on Bodypoint® Push-Button Buckle. Ø22mm (7/8") button hole.

- FS018E-1** For 2.5cm (1-1/2") webbing belts
- FS019E-1** For 4cm (2") wide webbing belts



Reduced Access Cover

Requires use of fingertip to open buckle. Ø14mm (9/16") button hole.

- FS018D-1** For 4cm (1-1/2") webbing belts
- FS019D-1** For 5cm (2") webbing belts



Security Cover

Prevent unsafe opening — this cover's small Ø6mm (1/4") button hole cannot be operated by a finger, but can be easily opened using a pen tip.

- FS018C-1** For 4cm (1-1/2") webbing belts
- FS019C-1** For 5cm (2") webbing belts



Extra Small Security Cover

Snaps securely onto our Small Push-Button Buckle, limiting access by even the smallest fingers. Open instantly with a pen tip. One size. Ø6mm (1/4") button hole.

- FS029C-1** For 2.5cm (1") webbing belts



Sub-ASIS Pads



Increase stability and pelvic control while reducing pressure on sensitive skin and tissue. Use hook-and-loop to attach gel-filled pads to the inside of Sub-ASIS Compatible or Evoflex® belts. Remove or reposition pads instantly. Sold in pairs.

- PD402-2** 10cm (4") long
Fits belts with 2.5cm (1") wide webbing
- PD401-2** 12cm (4-5/8") long;
Fits 4cm (1-1/2") to 5cm (2") wide webbing

See page 10-11 for more information and compatible belts.

Secure positioning



Ankle Huggers®

Properly supported and positioned lower extremities contribute to better pelvic position and increased mobility. Ankle Huggers are Bodypoint's original patented solution for stabilizing the lower legs without immobilizing the feet. They reduce joint stress by holding at the ankle, and improve safety, comfort and tolerance for sitting.

Our new design, introduced in 2018, features a low-profile ErgoLatch™ buckle plus easy hook-and-loop adjustments to provide the right fit every time. New pad construction increases stability and comfort with more flexible materials over the Achilles and more protection over the bony prominences. Sold in pairs.



Low-profile, easy-to-operate ErgoLatch™ buckle now comes with detachable pull-loops, making buckle release even easier.

New style hook-and-loop is bonded to webbing for a smoother finish and better wrinkle resistance. Rubber end tab makes quick adjustments easy.



New design allows more flex over the Achilles for increased comfort



Footman Loops

Footman Loop Kits included with Ankle Huggers® are also sold separately. Sold in package of four.

FT200AS-1 Fits 1" webbing



New Design! Hook-and-Loop Toe Straps

Attaches to toe strap slots in footplates. New design has a more streamlined appearance, plus our extra-fine hook-and-loop for improved hold and resistance to dirt. 12" long x 1" wide. Sold in pairs.

FT221

ANKLE HUGGERS® PART NUMBERS AND SIZE GUIDE



Measure circumference above ankle.

Size	Part Number	Fits Ankle Circumference
XS	FT240XS	14 – 17cm (5-1/2 – 6-3/4")
S	FT240S	16.5 – 20cm (6-1/2 – 8")
M	FT240M	19 – 23.5cm (7-1/2 – 9-1/4")
L	FT240L	23 – 28cm (9 – 11")
XL	FT240XL	26.5 – 33cm (10-1/2 – 13")

for legs and feet

Padded Aeromesh® Calf Supports

Our Calf Strap and Calf Panel keep feet safely and comfortably on foot plates with relaxed calves. They distribute pressure evenly on the lower extremities and control flexion without bruising. Porous Aeromesh® fabric is bonded to a durable but non-creasing stiffener to promote air flow while maintaining shape.



Calf Strap

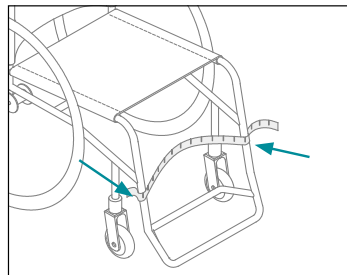
- SP102S Small
- SP102M Medium
- SP102L Large



Calf Panel

Distributes pressure across a broader calf region than our regular Calf Strap. Especially helpful for users in tilt or reclined position.

- SP103S Small
- SP103M Medium
- SP103L Large



CALF PANEL AND CALF STRAP SIZING

Measure the curved distance around the legs from the outside of the wheelchair. Choose a size with enough length for the pad to flex and wrap behind calves.

- S 35 - 40cm (14-16")
- M 40 - 50cm (16-20")
- L 50 - 61cm (20-24")

Leg Harness

Robust lower body support for users who are at risk for sliding out of their chairs, thrust or have spasticity. The padded strap securely holds the leg at the inner thigh without limiting anterior movement or pressing on the bladder. Can be used with or without a hip belt.

- LH600S* **Small**
23cm (9") x 4cm (1-1/2")
- LH600M* **Medium**
33cm (13") x 4.5cm (1-3/4")
- LH600L* **Large**
38cm (15") x 5cm (2")



**See page 15 for sizing and end-fitting information. End-fitting suffixes must be added to the part number.*

Shower Chair Calf Support

See page 19 for details.



Easy, hygienic shower chair solutions

Special fabric for vulnerable skin

Every shower chair user deserves the soft comfort of Aeromesh®, the silky, porous material that lets soap, water, dirt and air flow through freely while protecting skin, promoting hygiene and preventing accumulation of bacteria.

Combine our Aeromesh® Bath Belts and Shower Chair Calf Supports for a complete positioning solution in the bath, especially for users with poor trunk control or in tilt position.

Each product can be machine washed at temperatures up to 140°F/60°C, and machine-dried.




Soap, water, dirt and air easily pass through Aeromesh® fabric

Aeromesh® Bath Belts


Aeromesh® Belts can be worn on the chest or hips to stabilize position while bathing or in the pool. Each is length-adjustable using D-rings. See opposite page for compatible mounting hardware.



A



B



C

A

Two-piece pad with grommets

Center release for quick & easy access. Stainless steel grommets for attachment.

BB101M-1 Medium
10cm (4") wide, 61-94cm (24-37") long*

BB101L-1 Large
10cm (4") wide, 79-109cm (31-43") long*

B

One-piece pad with grommets

Side-release buckles for easy belt removal and cleaning. Detachable mounting straps with stainless steel grommets.

BB111L-1 Large
10cm (4") wide, 73.5-129.5cm (29-51") long*

BB111XL-1 Extra Large
12.5cm (5") wide, 81-137cm (32-54") long*

C

One-piece pad, plastic slides

Wrap webbing end around the bath chair frame and secure with plastic slides

BB112L-1 Large
10cm (4") wide, 68.5-160cm (27-63") long*

BB112XL-1 Extra Large
12.5cm (5") wide, 76-173cm (30-68") long*

*Measurements represent the usable length of the belt.

Shower Chair Calf Support

This clip-on calf support, designed specifically for use while bathing, helps stabilize the legs to reduce risk and increase comfort, especially for tilt shower chair users.

Silky and porous Aeromesh® fabric is durable, machine-washable, and color-matched to our Bath Belts. Used together, these products provide a complete, protective, hygienic solution for children and adults.

PART NUMBERS

BB216-22MM Fits 40.5cm (16") Chair


BB218-22MM Fits 45.5cm (18") Chair

BB220-22MM Fits 51cm (20") Chair



Attaches to frame with sewn-in tubing clips for easy placement and removal.

Clips are compatible with the Ø22mm (7/8") leg rest tubing used by all major shower chair brands, including ActiveAid, Aquatec/Clarke, Etac R82, Nuprodx, and Raz. Also fits Ø25mm (1") tubing on ShowerBuddy chairs.



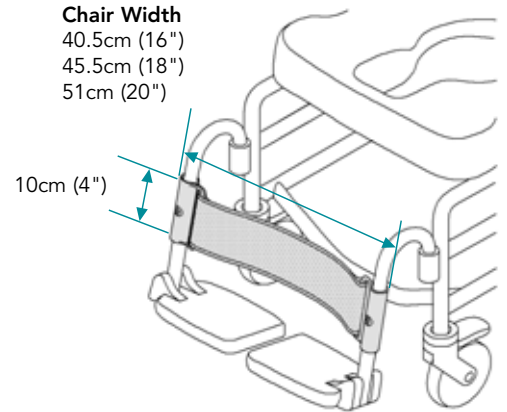
Features a single layer of Aeromesh® fabric without the stiffer layer that is used in our regular wheelchair Calf Straps and Panels.

Completely porous, like our Bath Belts, for maximum hygiene. 10cm (4") height supports and stabilizes the legs without interfering with shower chair operation.



SIZING

Chair Width
40.5cm (16")
45.5cm (18")
51cm (20")



"The Bodypoint Calf Support is a wonderful addition to my shower chair....Thanks for making my position more stable and solid."

- Todd Stabelfeldt, software developer and accessibility advocate

MOUNTING OPTIONS FOR BATH BELTS

Attach grommet-style Bath Belts to bath chair frame with a stainless steel screw or our Quick Release Knobs (shown at right).

Our non-rusting Band Clamp and Frame Clamp (see page 25) are also good mounting options. All mounting hardware except plastic slides sold separately.



Frame Clamp

Band Clamp

Quick release knobs

Use instead of a screw to attach grommeted bath belts, for easier removal when needed. Sold in pairs.



FA812-BP-2

Keeping up with changing needs




Universal Elastic Strap

Temporary positioning for work, play, sports, therapy or fittings with highly stretchable, strong neoprene and extra-fine hook-and-loop that won't snag clothes or trap dirt and lint.

Easy-grasp end tab with a convenient thumb hole for users with limited hand function. Use on the chest, abdomen, lap or legs. The 142cm (56") length can be cut to size without fraying.

- SP110S** **Small**, 8cm (3") high
- SP110L** **Large**, 11cm (4-1/2") high
- SP110XL** **Extra Large**, 15cm (6") high



Attach the thumb loop end of the Universal Elastic Strap to the Extension Strap to for a strong, secure connection.

Elastic Extension Strap

Combine with the Universal Elastic Strap to increase its length and versatility; for example, to fit around large chairs or carry packages on the lap. Can also be used alone. All extensions are 72.5cm (28") long.

- SP111S** **Small**, 8cm (3") high
- SP111L** **Large**, 11cm (4-1/2") high
- SP111XL** **Extra Large**, 15cm (6") high




Mobility Bag

The Bodypoint Mobility Bag keeps necessities and valuables close at hand, securely and discreetly. Designed in conjunction with wheelchair users, for wheelchair users, it's big enough to hold the day's needs, but still fits snugly out of the way behind the legs or on the side of the chair.

Sturdy construction and handy features like a two roomy main compartments, a high-contrast interior, mesh front pockets, a key clip, a hanging hook, and easy-grab pulls make this bag unique.

20cm (8") wide, 19cm (7.5") tall, 11cm (4.25") deep

SP001



Attach and remove effortlessly from the front or side of the wheelchair using the removable plastic seat clip. Alternately, detach the clip and use the hook-and-loop style tabs to attach to an armrest.

Control is right in your hands

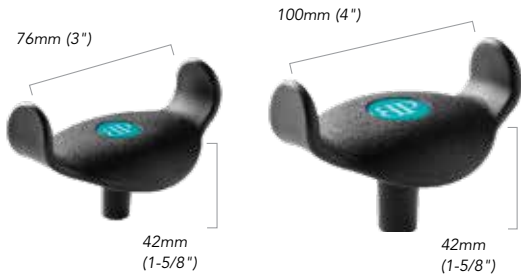


Flex-Shaft Joystick Handles

Bodypoint makes Joystick Handles in a range of shapes, sizes and materials to address functional needs and personal style.

Flexible shafts reduce risk of damage to electronic joystick controls from involuntary movement, dampen driving vibrations for greater user comfort, and protect fragile components from impact.

Each handle is available in two stem sizes to fit all major power chairs. Install by pressing firmly onto a clean joystick stem. No need for tools or setscrews that could damage the joystick stem.



3" Ergonomic U-Shaped

PC101A Fits stem size: $\text{\O}4.8\text{mm}$ (3/16")

PC101B Fits stem size: $\text{\O}6.4\text{mm}$ (1/4")

4" Ergonomic U-Shaped

PC102A Fits stem size: $\text{\O}4.8\text{mm}$ (3/16")

PC102B Fits stem size: $\text{\O}6.4\text{mm}$ (1/4")

Our U-Shaped Joystick Handle is form-fitting and ergonomic due to its curved shape and waterfall edge. This design provides maximum wheelchair driving control while remaining comfortable for users with CP, spinal cord injuries, and more. Available in two widths to accommodate the user's hand size. Sides can be molded to shape in hot water to fit individual needs.



Grooved Mushroom


PC110A Fits stem size: $\text{\O}4.8\text{mm}$ (3/16")

PC110B Fits stem size: $\text{\O}6.4\text{mm}$ (1/4")

The new Grooved Mushroom is the result of years of learning from customers and collaboration with users and clinicians. Its textured surfaces, hand-filling shape, and adaptable height make it a versatile model that meets the needs of many different users. Can easily be cut to five shorter heights with a utility knife.



Grooved Mushroom Joystick Handles can be cut to size

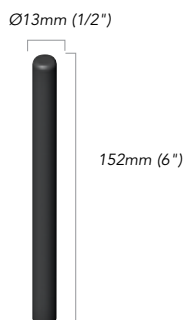


Rubber Dome

PC107A Fits stem size: $\text{\O}4.8\text{mm}$ (3/16")

PC107B Fits stem size: $\text{\O}6.4\text{mm}$ (1/4")

The Rubber Dome Joystick Handle is designed specifically for users with weak hands. Its low, wide form matches the shape of the palm, keeping the wrist neutral and making it easier to control the fingers. Ribbed texture reduces sweat buildup and increases friction to keep hands from slipping off with involuntary movement.



6" Straight

PC104A Fits stem size: $\text{\O}4.8\text{mm}$ (3/16")

PC104B Fits stem size: $\text{\O}6.4\text{mm}$ (1/4")

Our Straight Joystick Handle makes it easy to grasp the joystick using only the last joint of the user's fingers. This design is especially useful for users with very limited hand function. Can also be cut to length for a precise fit.

SIZING

4.8mm (3/16") stem size: Fits most Invacare controllers

6.4mm (1/4") stem size: Fits Permobil, Pride, Quantum and Quickie joystick controllers

Driving made easier



Tri-Lock™ Midline Mounting System

For many users, driving with the joystick centered in front of the body (at midline) is a more natural and functional position that can lead to improved posture, core strength and endurance. The Tri-Lock System lets you bring the joystick or other driving controls/communication devices closer to that zone of control.

Position joysticks over lap trays, above or below armrests, or over the shoulder on chin-controlled systems. Only Bodypoint's system offers hidden flip stops for converting from independent to caregiver-assisted use.

Select a Mounting Adapter compatible with the joystick controller, a Mounting Clamp compatible with the chair, and the Midline Arm style that best suits user needs. Components are available separately or as a complete kit.



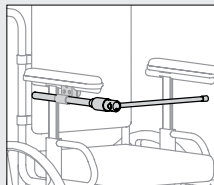
1. Tri-Lock™ Rotating Shaft

Navigate power chairs with smooth precision, prevent accidental rotation from driving position, and reduce joystick wiggle at the end of the arm with the compact, high-strength Tri-Lock. It rotates smoothly between three positions for driving, transfers, and table use. The unique hidden flip-stops toggle between independent and assisted release. When in locked (assisted-release) position, caregivers simply push the end of the Tri-Lock to rotate the shaft.

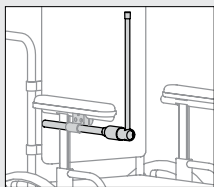
PC024

Tri-Lock™ Rotating Shaft Positions

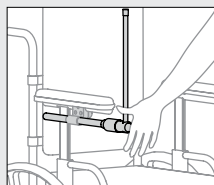
Shown with a Straight Midline Arm



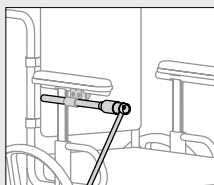
0° Horizontal driving position



90° For transfers



90° Press to disengage



240° For table access

2. Mounting Adapter

Use to attach almost any joystick controller to a Bodypoint Midline Arm. Our adapters are strong, easy to install and fit a wide range of controller models.

For more controller compatibility information, please see bodypoint.com/midline.



PC042
For MK6i, MPJ+



PC045
For PGDT Pilot+



PC046
For MK5, MPJ, Q-Logic



PC047
For Permobil Compact Joysticks

3. Mounting Clamp

The Tri-Lock™ Modular Mounting Clamp is an essential component for mounting the Tri-Lock™ Rotating Shaft to the power chair. Both styles are height adjustable and can be installed on either the left or right armrest.

The optional Quick Release Lever (see page 23) attaches to the clamp to allow easy adjustment and removal of the Tri-Lock™ Rotating Shaft.



PC010 Rail Mount
Fits Permobil Unitrack and Pride T-slotted armrests



PC011 Tube Mount
Fits Invacare Ø22 mm, 7/8" round-tube armrests



TODD STABELFELDT

Information Technology Entrepreneur

"As a man with C4 quadriplegia, my world is in millimeters. My Bodypoint Midline Joystick gives me independence allowing me to drive with my chin – this is critical to my success! I've had the Midline now for more than a decade and it has not failed. Period."

Learn more about Todd at bodypoint.com/success-stories

4. Midline Arm

Now made of satin-finish stainless steel, Bodypoint Midline Arms are corrosion and scratch-resistant and can be easily cut to a perfect fit using a tube cutter, even while attached to the chair. Each supports up to 13.6kg (30lbs) of communication device, phone, tablet and joystick weight. Choose an L-Shaped Arm for more height and angle options, a Straight Arm for less complex needs, or a J-Shaped Arm to accommodate trays. Lightweight, hollow 12.5mm (1/2") diameter tubing.



PC031 J-Shaped Arm



PC032 L-Shaped Arm



PC033 Straight Arm

Midline Joystick Mounting Kits

Kits contain: 1 Tri-Lock™ Rotating Shaft, plus choice of Midline Arm, Mounting Clamp, and Mounting Adapter. See descriptions for component options above.



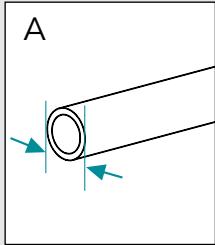
FA171 Quick-Release Lever
For easy adjustment and removal of the Tri-Lock™ Rotating Shaft

Midline Arm Style	Armrest Mounting Clamp	Joystick Mounting Adapter			
		PC042	PC045	PC046	PC047
J-Shaped	Rail Mount	PC202-10J	PC205-10J	PC206-10J	PC207-10J
	Tube Mount	PC202-11J	PC205-11J	PC206-11J	PC207-11J
L-Shaped	Rail Mount	PC202-10L	PC205-10L	PC206-10L	PC207-10L
	Tube Mount	PC202-11L	PC205-11L	PC206-11L	PC207-11L
Straight	Rail Mount	PC202-10S	PC205-10S	PC206-10S	PC207-10S
	Tube Mount	PC202-11S	PC205-11S	PC206-11S	PC207-11S

Versatile mounting hardware

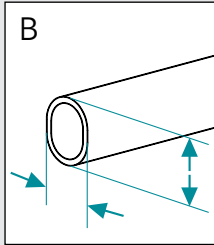
Frame type

Identify chair's frame type and then select compatible mounting hardware for belts and harnesses.



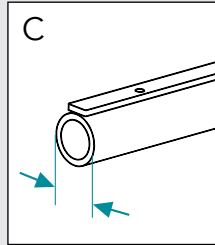
Round

Ø19, 22, 25, 29, 30, 32mm tubing



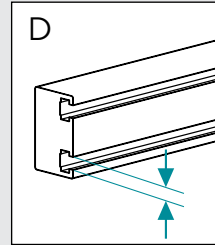
Oval

Quickie Wheelchairs
27mm x 33mm



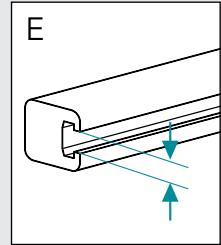
Tube

with threaded holes for
seat upholstery strip



6mm T-Slots

Permobil Unitrack



10mm T-Slots

Invacare, Pride and
Quantum slotted rails



90° Seat Mounting Bracket

Frame type: C

HW200-90-2



20° Seat Mounting Bracket

Frame type: C

HW200-20-2

Mounting solution for chairs with sling seat upholstery or a solid seat base. 90° bend for top mounting on seat tubes (pictured at right), or a 20° bend for side mounting. Sold in pairs.



6mm T-Slot Fastener Kit

Frame type: D

HKA6-1

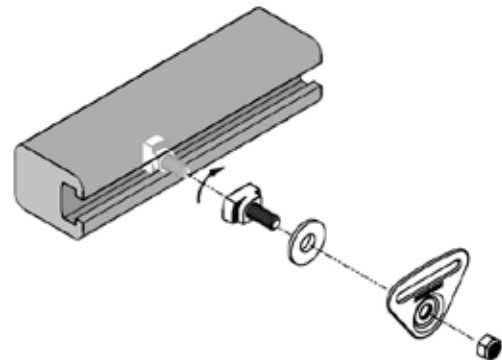


10mm T-Slot Fastener Kit

Frame type: E

HKA10-1

Directly mount belts to power wheelchair slotted seat rails. 6mm size for Permobil chairs, or 10mm size for Invacare and Pride/Quantum chairs.





Band Clamp

Frame types: A, B, C

Flexible stainless spring steel fits into tight gaps under seats on a wide variety of frames. Useful for mounting where there are no pre-existing holes. Sold in pairs.

- HW320-22-2 Ø22mm (7/8")
- HW320-25-2 Ø25mm (1")
- HW320-27X33-2 27 x 33mm (1-1/16" x 1-5/16"), oval
- HW320-29-2 Ø29mm (1-1/8")
- HW320-30-2 Ø30mm (1-3/16")
- HW320-32-2 Ø32mm (1-1/4")



Frame Clamp

Frame types: A, C

Open-jaw design fits underneath seat upholstery and armrest pads. Made with sturdy, two-piece aluminum construction. Sold in pairs.

- HW310-22-A-2 For Ø22mm (7/8") tubes
- HW310-25-A-2 For Ø25mm (1") tubes



FrameSaver™ Clamp & Shim

Frame type: A

Strong, durable nylon clamps snap onto tubing and won't scratch surface. Our most affordable clamp, the FrameSaver is perfect when clearance is not an issue. Fits Ø25mm (1") tubing, and 22mm (7/8") tubing with enclosed shim. Can also be used on Ø19mm (3/4") tubing with 19mm shim, sold separately. Sold in pairs.

- HW303-B-2 25mm clamp + 22mm shim
- HW303-19SHIM-2 19mm shim



Belt Mounting Extension Kit

Frame type: All

Extend belt length and span obstructions when mounting end-fittings. Includes fasteners.

HKA12-1



Cam Buckles

Convenient end-fitting option for evaluation setting or whenever temporary fittings are needed. Also suitable for long-term use with chest or shoulder harnesses on users up to 75kg. Mount to solid backrest or Strap Guides. Ø6mm (1/4") hole. Sold in pairs.

- FS032-2 Fits 2.5cm (1") wide webbing belts & harnesses
- FS033-2 Fits 4cm (1-1/2") wide webbing belts
- FS034-2 Fits 5cm (2") wide webbing belts



Hardware Gauge

This indispensable tool for measuring tubing diameter helps you choose the correct mounting hardware. It's also an easy way to select correctly-sized screws and nuts for a particular wheelchair.

BMR-42



Shoulder Harness Strap Guides

Improve positioning and comfort of chest and shoulder harnesses by optimizing height and angle of top straps.

See page 8 for more information.



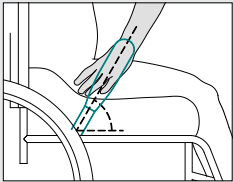
Strap Guides

- HW100-200-2 Long 200mm (8")
- HW100-150-2 Short 150mm (6")

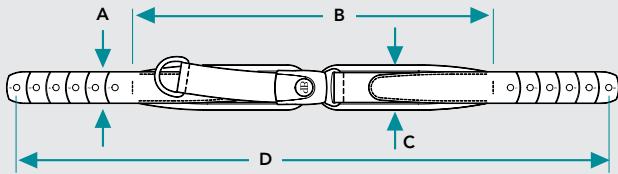
Mounting Adapters (optional)

- HW105L-1 Large 270 x 75mm (10-5/8" x 3")
- HW105S-1 Small 185 x 75mm (7-1/4" x 3")

Padded Hip Belt and Evoflex™

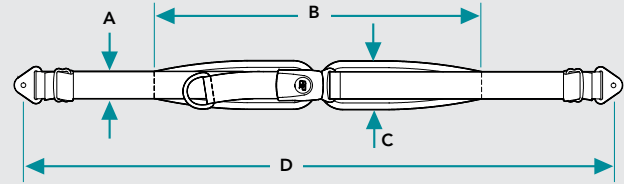


1. Angle and hold user in a correct, comfortable position to determine the most effective position and angle for the belt.
2. At the angle of your hands, measure the distance over the body with a flexible tape. This corresponds to the belt's padded length (B).
3. Find appropriate belt size using the tables below.



Evoflex®

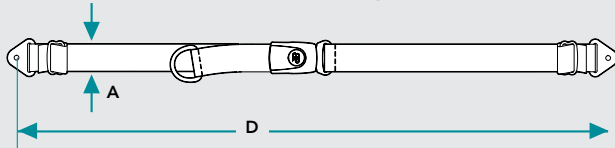
Size	A	B	C	D
S38	2.5cm (1")	38cm (15")	5cm (2")	63cm (24-3/4")
M46	4cm (1-1/2")	46cm (18")	5.5cm (2-1/4")	76cm (29-3/4")
L62	5cm (2")	62cm (24-1/2")	7cm (2-3/4")	96cm (37-3/4")



Two-Point and Four-Point Padded Hip Belts

Size*	A**	B	C	D
S32	2.5cm (1")	32cm (12-1/2")	4.5cm (1-3/4")	117cm (46")
S38	2.5cm (1")	38cm (15")	5cm (2")	117cm (46")
M36	4cm (1-1/2")	36cm (14")	5.5cm (2-1/4")	130cm (51")
M40	4cm (1-1/2")	40cm (15-3/4")	5.5cm (2-1/4")	142cm (56")
M46	4cm (1-1/2")	46cm (18")	5.5cm (2-1/4")	142cm (56")
L62	5cm (2")	62cm (24-1/2")	7cm (2-3/4")	155cm (61")
L82	5cm (2")	82cm (32")	9cm (3-1/2")	206cm (81")
L92	5cm (2")	92cm (36")	10cm (4")	206cm (81")

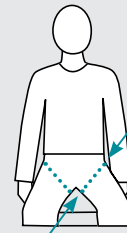
Measure for a Non-Padded Hip Belts



Size	A	D
S	2.5cm (1")	117cm (46")
M	4cm (1-1/2")	142cm (56")
L	5cm (2")	155cm (61")
L-EXT	5cm (2")	206cm (81")

Leg Harnesses

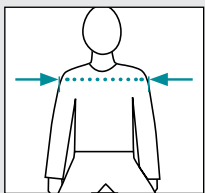
Measure from the anterior superior iliac spine (ASIS) to the point where the inner thigh touches the seat.



Size	Fit Range
S	20-28cm (8-11")
M	28-36cm (11-14")
L	36-41cm (14-16")

Stayflex™, PivotFit™ and Trimeline Harnesses

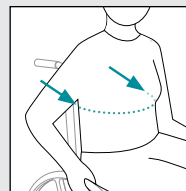
Measure the maximum width across the shoulders, at the deltoid muscles.



Size	Shoulder Width
XS	24-28cm (9-1/2-11")
S	28-33cm (11-13")
M	33-41cm (13-16")
L	41-48cm (16-19")
XL	48-56cm (19-22")
PivotFit™ Harness Only:	
XXS	21-24cm (8-1/4-9-1/2")

Monoflex™

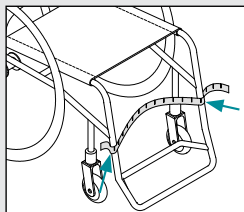
Measure the trunk around the front and sides at the height at which the Monoflex™ will be worn.



Size	Pad Length	Underarm Release	Center Release
		(One-piece)	(Two-piece)
XS	31cm (12-1/4")	7cm (2-3/4")	5.5cm (2-1/4")
S	39.5cm (15-1/2")	7.5cm (3")	6.5cm (2-1/2")
M	46.5cm (18-1/4")	10cm (4")	8cm (3-1/4")
L	54.5cm (21-1/2")	11.5cm (4-1/2")	9cm (3-1/2")
XL	62cm (24-1/2")	12.5cm (5")	9.5cm (3-3/4")

Calf Supports (Calf Strap and Calf Panel)

Measure the curved distance around the legs from the outside of the wheelchair. Allow enough length for the pad to flex and wrap behind calves.

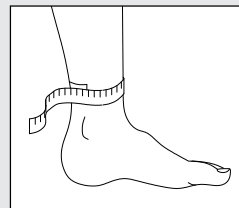


S	35 - 40cm (14-16")
M	40 - 50cm (16-20")
L	50 - 61cm (20-24")

For shower chair calf support see page 19

Ankle Huggers®

Measure circumference above ankle.



XS	14-17cm (5-1/2-6-3/4")
S	16.5-20cm (6-1/2-8")
M	19-23.5cm (7-1/2-9-1/4")
L	23-28cm (9-11")
XL	26.5-33cm (10-1/2-13")

Terms and conditions

LIMITED LIFETIME WARRANTY

Most products manufactured by Bodypoint carry a limited lifetime warranty against defects in workmanship and materials arising under normal use by the original consumer. Product specifications are subject to change. For current specifications and warranty details, contact your local Independent Distributor or contact Customer Service at sales@bodypoint.com or 1-800-547-5716.

LIMITATIONS ON WARRANTIES

The warranties described herein do not extend to normal wear and tear; to products that have been subject to misuse, accident or tampering; nor to products that have been modified in any way other than that specifically described in the product instructions. Normal wear and tear is damage that naturally and inevitably occurs as a result of typical use. Purchaser's sole remedy for defective products shall be repair, replacement or account adjustment at the discretion of Bodypoint. In all circumstances Bodypoint reserves the right to substitute an equivalent product or refund the purchase price of the original product.

THE FOREGOING WARRANTIES ARE IN LIEU OF ALL OTHER WARRANTIES EXPRESSED OR IMPLIED, INCLUDING WITHOUT LIMITATION, IMPLIED WARRANTIES OF MERCHANTABILITY AND FITNESS FOR A PARTICULAR PURPOSE. IN NO EVENT SHALL BODYPOINT BE LIABLE FOR ANY SPECIAL, INDIRECT, INCIDENTAL OR CONSEQUENTIAL LOSSES OR DAMAGES RESULTING FROM THE USE OF THE PRODUCT, INCLUDING WITHOUT LIMITATION, LOSS OF ANTICIPATED PROFITS, EVEN IF BODYPOINT SHALL HAVE BEEN ADVISED OF THE POSSIBILITY OF SUCH POTENTIAL LOSS OR DAMAGE. BODYPOINT SHALL NOT BE LIABLE FOR ANY LOSS OR DAMAGE CAUSED BY DELAY IN FURNISHING PRODUCT.

Bodypoint does not authorize any distributor, dealer, agent, sales person or any third party to change the terms or coverage of this warranty, and any such change shall be null and void. This warranty is non-transferable. This warranty will be governed in accordance with the laws of the State of Washington. The customer consents that jurisdiction under Venue for any action shall be in King County Washington. This warranty information is reprinted here for information purposes only and is subject to change without notice.

TERMS

Standard terms are net 30 days on accounts approved for credit. Any returned check will incur a \$50 service charge. We also accept Visa, MasterCard, or American Express. All shipments are FOB Seattle, Washington.

Product specifications, prices, terms and conditions are subject to change without notice. Contact Customer Service at sales@bodypoint.com or 1-800-547-5716 for further details.

PAST DUE ACCOUNTS

Past due invoices will incur finance charges at the rate of 1.5% per month. Bodypoint reserves the right to hold further shipments or require prepayment for any delinquent account.

RETURNS

Customer must contact Bodypoint within 30 days of the purchase date for a required return authorization. All returns are subject to a 15% restocking fee, plus applicable freight charges.

TRADEMARK INFORMATION

- Bodypoint and the Bodypoint Logo are registered trademarks of Bodypoint, Inc. in Canada, China, the EU, India and the USA.
- Strengthen Your Position is a registered trademark of Bodypoint, Inc. in the EU and USA.
- Ankle Huggers is a registered trademark of Bodypoint, Inc. in Canada, the EU and the USA.
- Aeromesh is a registered trademark of Bodypoint, Inc. in the EU and the USA.
- Evoflex is a registered trademark of Bodypoint, Inc. in the USA.
- Cinch-Mount, Flat-Mount, FrameSaver, Stayflex, Laminar Pad, Monoflex, Rehab Latch, PivotFit, MD Series, and MD Pull Straps are all trademarks of Bodypoint, Inc.

Contact us

Visit www.bodypoint.com for information about becoming a dealer or to locate the area rep or international distributor nearest to you.

CUSTOMER SERVICE

Monday–Friday, 7 AM–4:30 PM (PST/PDT)

Toll-free: 800.547.5716

Tel: 206.405.4555

[Sales@bodypoint.com](mailto:sales@bodypoint.com)

Fax: 206.405.4556

Toll-free fax: 800.767.3828

www.bodypoint.com



Chat, quote, order, track shipments, and more at bodypoint.com

Transcendence

"Right away when I first started chatting with Bodypoint, I could tell that everybody here really cares about what they do.

You know, this is a really tight knit community of people who know that the work that they do contributes to making a better society and a better life for a lot of people who have mobility limitations.

Bodypoint helps to create a connection between the person and the equipment, and if you have that intimate connection, then you can do anything. You can transcend the disability."

- Josh Dueck, Professional Skier, Paralympian, and Bodypoint user



Photo: Alain Sleigher

Chat, quote, order, track shipments at bodypoint.com
206.405.4555 or toll-free 800.547.5716
sales@bodypoint.com Fax: 206.405.4556



STRENGTHEN
YOUR
POSITION